

BR-6208AC

Panduan Instalasi Cepat

03-2014 / v1.0

Edimax Technology Co., Ltd.

No.3, Wu-Chuan 3rd Road, Wu-Gu, New Taipei City 24891, Taiwan

Email: support@edimax.com.tw

Edimax Technology Europe B.V.

Nijverheidsweg 25, 5683 CJ Best, The Netherlands

Email: support@edimax.nl

Edimax Computer Company


3350 Scott Blvd., Bldg.15 Santa Clara, CA 95054, USA

Live Tech Support: 1(800) 652-6776

Email: support@edimax.com

Isi Paket

Sebelum Anda mulai menggunakan produk ini, silakan periksa jika ada sesuatu yang hilang dalam paket, dan Hubungi dealer untuk mengklaim item hilang:



BR-6208AC



CD-ROM



Kabel Ethernet



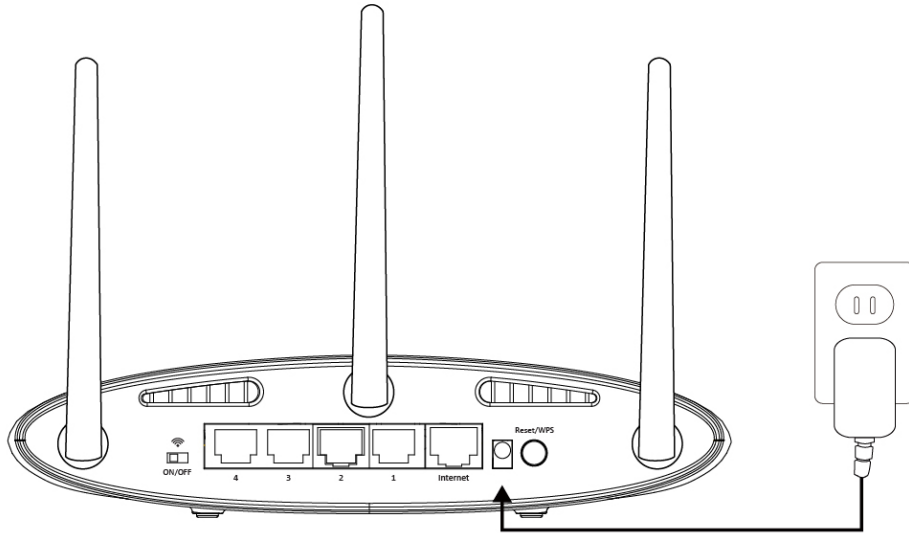
Panduan Instalasi Cepat



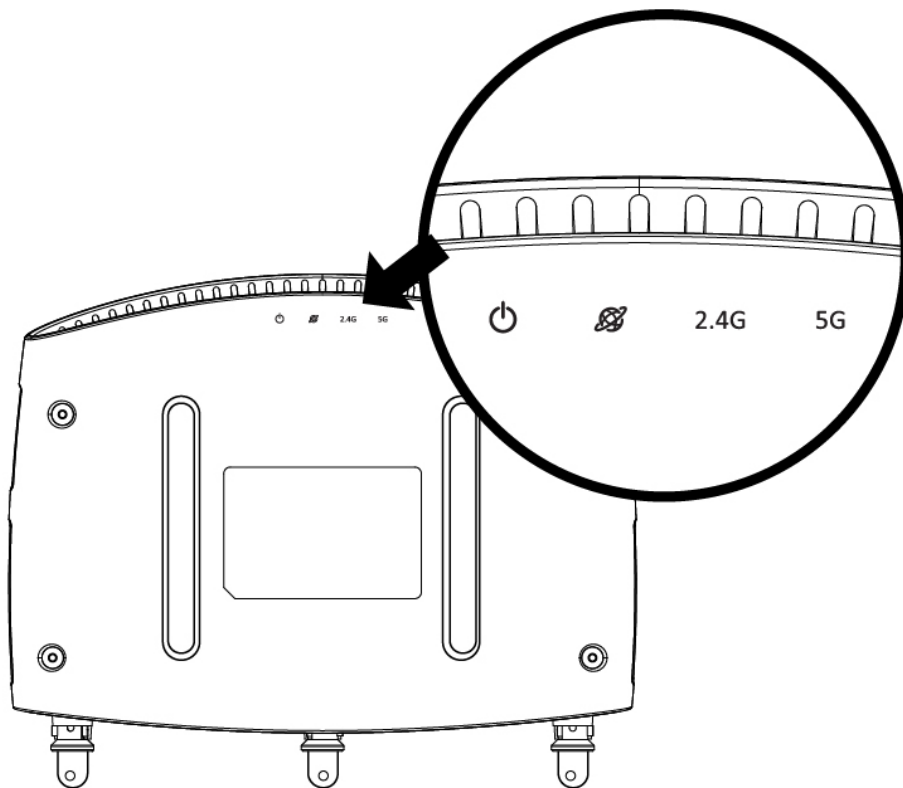
Adaptor Daya

Instalasi

1. Hubungkan adaptor daya yang tersedia ke port DC pada perangkat dan ujung lainnya ke soket listrik.



2. Pastikan bahwa Wi-Fi on/off switch disetel ke on dan juga tiga LED (kekuatan, 2,4GHz dan 5GHz Wi-Fi) dalam keadaan hidup.




- 3.**Gunakan perangkat Wi-Fi (misalnya komputer, tablet, smartphone) untuk mencari jaringan Wi-Fi dengan SSID “edimax.setup” dan hubungkan.

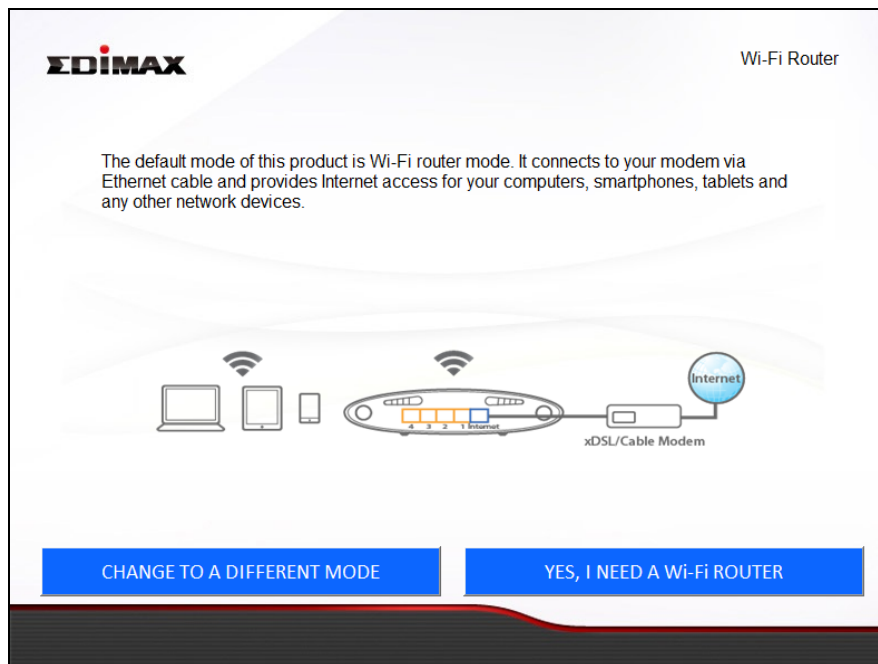
 ***iOS 4 atau Android 4 dan seterusnya diperlukan untuk setup pada smartphone atau tablet***

- 4.**Buka web browser dan jika Anda tidak secara otomatis tiba di layar "Get Started" ditunjukkan di bawah ini, masukkan URL ***http://edimax.setup*** dan klik **“Get Started”** untuk memulai proses setup.



 ***Jika Anda tidak dapat mengakses <http://edimax.setup>, pastikan perangkat Wi-Fi Anda diatur untuk menggunakan alamat IP dinamis. Ini adalah suatu prosedur sederhana dan petunjuk langkah demi langkah untuk melakukannya pada komputer yang dapat ditemukan pada panduan pengguna***

5. Pilih jika Anda ingin menggunakan BR-6208AC dalam modus default Wi-Fi router atau dalam mode berbeda.

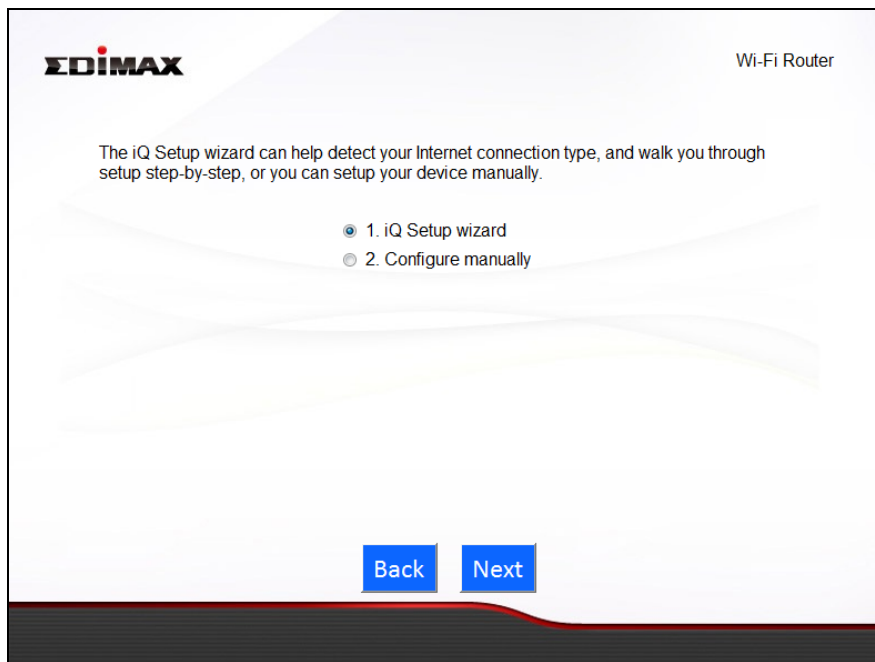


Lima mode dari BR-6208AC seperti diuraikan dibawah:

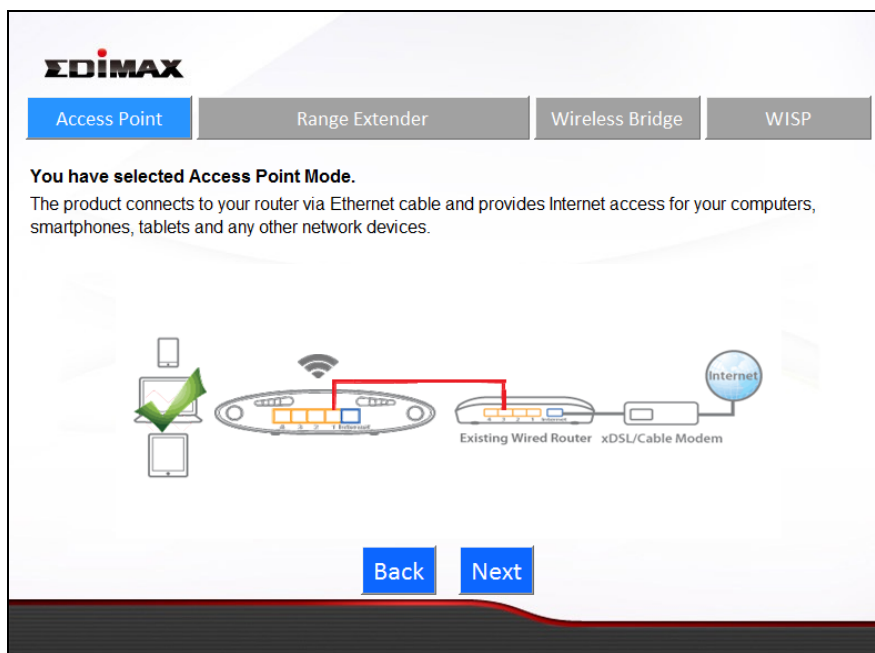
Mode Wi-Fi Router	<i>Perangkat terhubung ke modem Anda dan menyediakan 2.4GHz dan/atau 5GHz akses Internet (nirkabel dan Ethernet) untuk perangkat jaringan Anda.</i>
Mode Access Point	<i>Perangkat terhubung ke router yang sudah ada melalui kabel Ethernet dan menyediakan 2.4GHz dan/atau 5GHz akses Internet (nirkabel dan Ethernet) untuk perangkat jaringan Anda.</i>
Mode Range Extender	<i>Perangkat terhubung nirkabel ke jaringan 2.4GHz dan/atau 5GHz yang ada dan mengulangi signal nirkabel.</i>
Mode Wireless Bridge	<i>Perangkat tersambung ke perangkat jaringan misalnya: TV, konsol game, atau pemutar media melalui kabel Ethernet dan bertindak sebagai penerima nirkabel, memungkinkan perangkat jaringan untuk bergabung dengan jaringan WiFi Anda.</i>
Mode WISP	<i>Perangkat terhubung nirkabel ke penyedia layanan Internet nirkabel dan menyediakan 2.4GHz dan/atau 5GHz akses Internet (nirkabel dan Ethernet) untuk perangkat jaringan Anda.</i>

6. Ikuti layar petunjuk untuk menyelesaikan konfigurasi. Merujuk ke buku manual jika Anda membutuhkan bantuan lebih lanjut.

Wi-Fi Router:



Mode Lainnya:



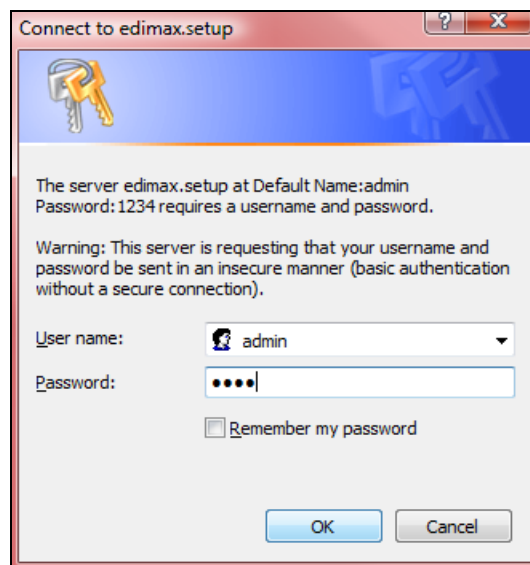
Konfigurasi Browser berbasis antarmuka

Setelah pengaturan, Anda dapat mengakses browser berbasis antarmuka untuk mengkonfigurasi atau mengubah pengaturan BR-6208AC. Untuk mengakses browser berbasis antarmuka, masukkan ***http://edimax.setup*** ke URL bar dari web browser pada perangkat jaringan yang terhubung ke BR-6208AC.



Jika Anda tidak dapat mengakses edimax.setup, coba lagi dengan menghubungkan BR-6208AC ke komputer dan menggunakan kabel Ethernet.

Anda akan diminta untuk memasukkan username dan password. Default username adalah **“admin”** dan default password adalah **“1234”**.



Anda akan tiba di layar "Status" seperti yang ditunjukkan di bawah ini. Gunakan menu di sisi kiri untuk bernavigasi. Untuk informasi lebih lanjut, silahkan lihat panduan pengguna.

System		LAN	
Model	Wireless Router	IP Address	192.168.2.1
Current Time	2014/3/3 7:15:45	Subnet Mask	255.255.255.0
Hardware Version	Rev. A	DHCP Server	Enable
Firmware Version	1.03	MAC Address	00:ED:4C:81:96:C1
Internet		2.4GHz Wireless	
IP Address Mode	Dynamic IP Connect	Mode	AP
IP Address	192.168.77.110	ESSID	edimax_2.4G_819601
Subnet Mask	255.255.255.0	Channel Number	1
Default Gateway Address	192.168.77.1	Security	WPA2 (AES)
MAC Address	00:ED:4C:81:96:C9	MAC Address	00:ED:4C:81:96:D1
Primary DNS	192.168.77.1	5GHz Wireless	
Secondary DNS		Mode	AP
Third DNS		ESSID	edimax_5G_8196C1
		Channel Number	157
		Security	WPA2 (AES)
		MAC Address	00:ED:4C:81:96:C1

Pemecahan Masalah

1. Dalam mode range extender, apakah BR-6208AC saya dual-band?

- a. Ya. BR-6208AC dapat menyediakan 2.4GHz & 5GHz sinyal WiFi secara bersamaan, tetapi Anda harus menghubungkan jaringan BR-6208AC Anda untuk masing-masing (2.4 GHz & 5GHz) secara terpisah selama iQ setup. Selama iQ Setup, Anda akan diminta untuk memilih 2.4GHz & 5GHz jaringan Wi-Fi untuk menyediakan, serta menentukan SSID (nama) dan kata sandi yang baru untuk masing-masing jaringan yang Anda yang akan dibroadcast BR-6208AC.



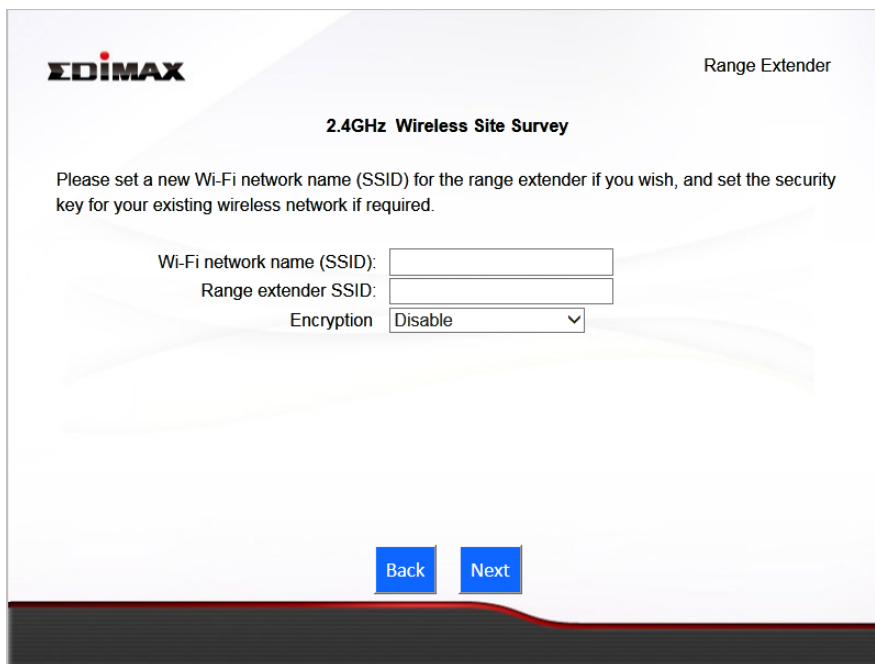
Anda dapat menonaktifkan 2.4GHz atau 5GHz Wi-Fi selama iQ setup, jika tidak ada jaringan yang tersedia, atau jika Anda tidak ingin menggunakannya. Jika 2.4GHz atau 5GHz frekuensi band dinonaktifkan, klien/perangkat nirkabel pada band frekuensi sama akan tidak dapat terhubung ke range extender Anda.

2. Dalam modus range extender, jika BR-6208AC saya di setup sebagai dual-band extender, apa yang terjadi ketika saya terhubung dengan kabel Ethernet klien?

- a. Ketika Anda menghubungkan perangkat jaringan ke BR-6208AC dalam modus range extender melalui kabel Ethernet, secara default perangkat jaringan akan terhubung ke jaringan 5GHz. Jika ada jaringan 5GHz tidak tersedia, maka perangkat jaringan akan terhubung ke jaringan 2.4GHz.

3. Dalam modus range extender, bagaimana menghubungkan ke jaringan yang memiliki SSID tersembunyi?

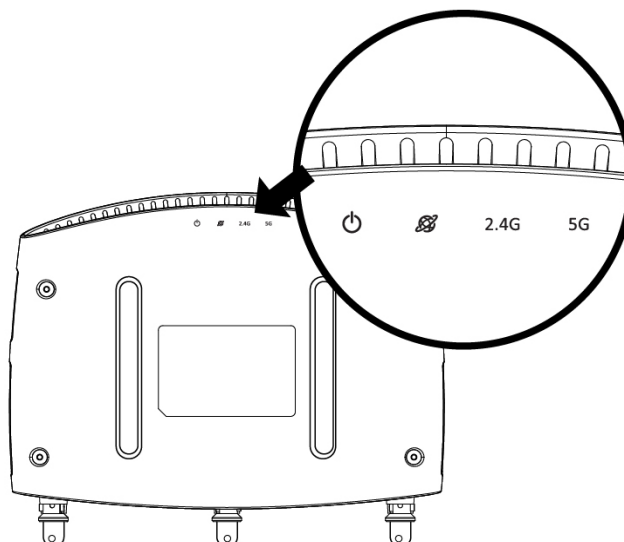
- a. Sewaktu iQ Setup, Anda dapat secara manual memasukkan SSID di bidang “Wi-Fi network name” seperti yang ditunjukkan di bawah ini, untuk 2,4GHz dan 5GHz salah satu/keduanya, bersama dengan informasi enkripsi yang relevan.







Wi-Fi network name	Masukkan SSID (network name) jaringan Anda yang sudah ada, atau tersembunyi.
Range extender SSID	Masukkan SSID BR - 6208AC atau biarkan kosong untuk menggunakan standar yang terdiri dari router Anda ada SSID (atas) + "_2EX".
Encryption	Pilih dan enter informasi enkripsi untuk jaringan Anda yang sudah ada, atau tersembunyi.

4. Apakah arti dari LED?

LED dapat diidentifikasi oleh ikon pada bagian bawah BR-6208AC.



LED	Warna	Status LED	Deskripsi
Power 	Putih	On	BR-6208AC menyala.
		Off	BR-6208AC mati.
Internet 	Biru	On	Koneksi internet sudah siap.
		Berkedip	Status default pabrik, atau kabel Ethernet tidak terhubung, atau tidak ada koneksi Internet.
2.4GHz Wi-Fi 	Biru	On	2.4GHz Wi-Fi nirkabel aktivitas (mentransfer/menerima data).
		Berkedip	2.4GHz WPS aktif.
		Off	2.4GHz Wi-Fi tidak aktif.
5GHz Wi-Fi 	Biru	On	5GHz Wi-Fi nirkabel aktivitas (mentransfer/menerima data).
		Berkedip	5GHz WPS aktif.
		Off	5GHz Wi-Fi tidak aktif.

5. Saya tidak dapat mengakses Internet.

- Pastikan bahwa semua kabel yang terhubung dengan benar. Cobalah kabel Ethernet berbeda.
- Periksa jika Anda dapat mengakses web berbasis konfigurasi antarmuka. Jika tidak, pastikan perangkat Wi-Fi Anda diatur untuk menggunakan alamat IP dinamis. Jika Anda tidak yakin bagaimana melakukan ini, mencoba menggunakan komputer dan merujuk ke panduan pengguna.
- Login ke halaman berbasis konfigurasi antarmuka dan pergi ke **Internet > WAN Setup** dan periksa jenis sambungan apakah sudah benar. Jika Anda tidak yakin jenis koneksi internet yang Anda miliki, hubungi penyedia layanan Internet (ISP).
- Hubungkan komputer langsung ke modem dan periksa apakah Anda dapat mengakses internet. Jika Anda tidak bisa, silakan menghubungi penyedia layanan Internet Anda untuk bantuan.

6. Saya tidak dapat membuka halaman berbasis konfigurasi antarmuka.

- Harap pastikan perangkat Wi-Fi Anda diatur untuk menggunakan alamat IP dinamis. Jika Anda tidak yakin bagaimana melakukan ini, cobalah menggunakan komputer dan merujuk ke panduan.

7. Bagaimana cara mereset perangkat saya ke pengaturan default pabrik?

- a. Untuk me-reset perangkat kembali ke pengaturan default pabrik, tekan dan tahan tombol WPS Reset selama lebih dari 10 detik, sampai LED putih mulai menyala. Tunggu beberapa menit untuk produk untuk me-restart. Ketika me-perangkat restart, semua pengaturan akan reset. Pengaturan default ditampilkan pada label produk di bagian bawah perangkat, seperti yang ditunjukkan di bawah ini:



Router Login	Masukkan URL ini di web browser untuk menjalankan iQ Setup atau mengkonfigurasi pengaturan lanjutan. Anda harus terhubung ke perangkat dengan Wi-Fi atau Ethernet kabel
Username/Password	Ini adalah default username dan password untuk mengakses browser berbasis konfigurasi antarmuka ketika Anda pergi ke URL "Router Login" (di atas).
Wi-Fi Network Name	Ini adalah nama jaringan Wi-Fi default untuk perangkat. Cari nama ini (SSID) dan menghubungkan ke sana untuk mengakses URL "Router Login" (di atas).
MAC	Alamat MAC yang unik untuk setiap perangkat dan digunakan untuk identifikasi dalam jaringan. Alamat MAC yang unik perangkat Anda ditampilkan di sini.

PIN CODE	Ini adalah kode PIN perangkat Anda untuk Wi-Fi Protected Setup (WPS).
-----------------	---

8. Saya lupa password.

- Me-reset router ke pengaturan default pabrik dan menggunakan default username **admin** dan default password **1234**. Pengaturan default ditampilkan pada label produk di bagian bawah perangkat, seperti ditunjukkan di atas.

9. BR-6208AC saya memiliki sinyal wireless lemah.

Sinyal lemah biasanya disebabkan oleh gangguan dari perangkat lain atau hambatan yang menghalangi sinyal wireless BR-6208AC:

- Jagalah perangkat jauh dari perangkat radio lainnya seperti microwave atau telepon cordless.
- Jangan letakkan perangkat di sudut ruangan atau di bawah dan/dekat logam.
- Pastikan sesedikit mungkin hambatan antara BR-6208AC dan perangkat jaringan nirkabel Anda.

Dalam mode range extender, sinyal lemah nirkabel BR-6208AC mungkin pada gilirannya disebabkan oleh sinyal yang lemah dari router Anda yang sudah ada. Hal ini penting untuk memilih lokasi yang baik untuk BR-6208AC *dalam hubungannya dengan router nirkabel Anda yang sudah ada*. Lokasi terbaik adalah kira-kira di tengah-tengah antara router nirkabel Anda yang sudah ada dan daerah yang ingin dicakup oleh BR-6208AC. Jika Anda terlalu jauh dari router Anda yang sudah ada, maka sulit untuk BR-6208AC untuk menerima sinyal nirkabel.

10. Apakah Internet dan LAN Port bekerja pada saat perangkat dalam mode yang berbeda?

Tidak, Internet dan port LAN memiliki fungsi yang sedikit berbeda tergantung pada modus operasi perangkat.

- Pada mode ***Wi-Fi router***, ***Internet Port*** adalah untuk koneksi langsung ke modem xDSL Anda. ***LAN Port*** yang untuk jaringan kabel klien.
- Pada mode ***access point***, ***Internet Port*** tidak berfungsi. Hubungkan router Anda pada perangkat ***LAN port***, dan ***port LAN*** lainnya dapat terhubung ke jaringan kabel klien.
- Pada mode ***range extender***, ***Internet Port*** tidak berfungsi dan semua ***port LAN*** adalah untuk jaringan kabel klien. Jangan menghubungkan router Anda yang ada ke perangkat ***Internet*** atau ***port LAN***, karena hal ini dapat menyebabkan perangkat mengalami kerusakan.
- Pada mode ***wireless bridge***, ***Internet Port*** tidak berfungsi dan semua ***port LAN***

adalah untuk jaringan kabel klien.

- e. Pada mode **WISP, Internet Port** tidak berfungsi dan semua **port LAN** adalah untuk jaringan kabel klien.

Federal Communication Commission Interference Statement

This equipment has been tested and found to comply with the limits for a Class B digital device, pursuant to Part 15 of FCC Rules. These limits are designed to provide reasonable protection against harmful interference in a residential installation. This equipment generates, uses, and can radiate radio frequency energy and, if not installed and used in accordance with the instructions, may cause harmful interference to radio communications. However, there is no guarantee that interference will not occur in a particular installation. If this equipment does cause harmful interference to radio or television reception, which can be determined by turning the equipment off and on, the user is encouraged to try to correct the interference by one or more of the following measures:

1. Reorient or relocate the receiving antenna.
2. Increase the separation between the equipment and receiver.
3. Connect the equipment into an outlet on a circuit different from that to which the receiver is connected.
4. Consult the dealer or an experienced radio technician for help.

FCC Caution

This device and its antenna must not be co-located or operating in conjunction with any other antenna or transmitter. This device complies with Part 15 of the FCC Rules. Operation is subject to the following two conditions: (1) this device may not cause harmful interference, and (2) this device must accept any interference received, including interference that may cause undesired operation. Any changes or modifications not expressly approved by the party responsible for compliance could void the authority to operate equipment.

Federal Communications Commission (FCC) Radiation Exposure Statement

This equipment complies with FCC radiation exposure set forth for an uncontrolled environment. In order to avoid the possibility of exceeding the FCC radio frequency exposure limits, human proximity to the antenna shall not be less than 2.5cm (1 inch) during normal operation.

Federal Communications Commission (FCC) RF Exposure Requirements

This EUT is compliance with SAR for general population/uncontrolled exposure limits in ANSI/IEEE C95.1-1999 and had been tested in accordance with the measurement methods and procedures specified in OET Bulletin 65 Supplement C. The equipment version marketed in US is restricted to usage of the channels 1-11 only. This equipment is restricted to *indoor* use when operated in the 5.15 to 5.25 GHz frequency range.

R&TTE Compliance Statement

This equipment complies with all the requirements of DIRECTIVE 1999/5/EC OF THE EUROPEAN PARLIAMENT AND THE COUNCIL of March 9, 1999 on radio equipment and telecommunication terminal equipment and the mutual recognition of their conformity (R&TTE). The R&TTE Directive repeals and replaces in the directive 98/13/EEC (Telecommunications Terminal Equipment and Satellite Earth Station Equipment) As of April 8, 2000.

Safety

This equipment is designed with the utmost care for the safety of those who install and use it. However, special attention must be paid to the dangers of electric shock and static electricity when working with electrical equipment. All guidelines of this and of the computer manufacture must therefore be allowed at all times to ensure the safe use of the equipment.

EU Countries Intended for Use

The ETSI version of this device is intended for home and office use in Austria, Belgium, Bulgaria, Cyprus, Czech, Denmark, Estonia, Finland, France, Germany, Greece, Hungary, Ireland, Italy, Latvia, Lithuania, Luxembourg, Malta, Netherlands, Poland, Portugal, Romania, Slovakia, Slovenia, Spain, Sweden, Turkey, and United Kingdom. The ETSI version of this device is also authorized for use in EFTA member states: Iceland, Liechtenstein, Norway, and Switzerland.

EU Countries Not Intended for Use

None

EU Declaration of Conformity

- English:** This equipment is in compliance with the essential requirements and other relevant provisions of Directive 1999/5/EC, 2009/125/EC.
- Français:** Cet équipement est conforme aux exigences essentielles et autres dispositions de la directive 1999/5/CE, 2009/125/CE.
- Čeština:** Toto zařízení je v souladu se základními požadavky a ostatními příslušnými ustanoveními směrnic 1999/5/ES, 2009/125/ES.
- Polski:** Urządzenie jest zgodne z ogólnymi wymaganiami oraz szczególnymi warunkami określonymi Dyrektywą UE 1999/5/EC, 2009/125/EC.
- Română:** Acest echipament este în conformitate cu cerințele esențiale și alte prevederi relevante ale Directivei 1999/5/CE, 2009/125/CE.
- Русский:** Это оборудование соответствует основным требованиям и положениям Директивы 1999/5/EC, 2009/125/EC.
- Magyar:** Ez a berendezés megfelel az alapvető követelményeknek és más vonatkozó irányelveknek (1999/5/EK, 2009/125/EC).
- Türkçe:** Bu cihaz 1999/5/EC, 2009/125/EC direktifleri zorunlu istekler ve diğer hükümlerle ile uyumludur.
- Українська:** Обладнання відповідає вимогам і умовам директиви 1999/5/EC, 2009/125/EC.
- Slovenčina:** Toto zariadenie spĺňa základné požiadavky a ďalšie príslušné ustanovenia smerníc 1999/5/ES, 2009/125/ES.
- Deutsch:** Dieses Gerät erfüllt die Voraussetzungen gemäß den Richtlinien 1999/5/EC, 2009/125/EC.
- Español:** El presente equipo cumple los requisitos esenciales de la Directiva 1999/5/EC, 2009/125/EC.
- Italiano:** Questo apparecchio è conforme ai requisiti essenziali e alle altre disposizioni applicabili della Direttiva 1999/5/CE, 2009/125/CE.
- Nederlands:** Dit apparaat voldoet aan de essentiële eisen en andere van toepassing zijnde bepalingen van richtlijn 1999/5/EC, 2009/125/EC.
- Português:** Este equipamento cumpre os requisitos essenciais da Directiva 1999/5/EC, 2009/125/EC.
- Norsk:** Dette utstyret er i samsvar med de viktigste kravene og andre relevante regler i Direktiv 1999/5/EC, 2009/125/EC.
- Svenska:** Denna utrustning är i överensstämmelse med de väsentliga kraven och övriga relevanta bestämmelser i direktiv 1999/5/EG, 2009/125/EG.
- Dansk:** Dette udstyr er i overensstemmelse med de væsentligste krav og andre relevante forordninger i direktiv 1999/5/EC, 2009/125/EC.
- Suomi:** Tämä laite täyttää direktiivien 1999/5/EY, 2009/125/EY oleelliset vaatimukset ja muut asiaankuuluvat määräykset.

FOR USE IN



WEEE Directive & Product Disposal



At the end of its serviceable life, this product should not be treated as household or general waste. It should be handed over to the applicable collection point for the recycling of electrical and electronic equipment, or returned to the supplier for disposal.

Declaration of Conformity

We, Edimax Technology Co., Ltd., declare under our sole responsibility, that the equipment described below complies with the requirements of the European R&TTE directives.

Equipment: AC750 Multi-Function Dual-Band Wi-Fi Router
Model No.: BR-6208AC

The following European standards for essential requirements have been followed:

Directives 1999/5/EC

Spectrum : ETSI EN 300 328 V1.8.1 (2012-06);
ETSI EN 301 893 V1.7.1 (2012-06)
EMC : EN 301 489-1 V1.9.2 (2011-09);
EN 301 489-17 V2.2.1 (2012-09);
Safety (LVD) : IEC 60950-1:2005 (2nd Edition);Am 1:2009
EN 60950-1:2006+A11:2009+A1:2010+A12:2011

Recommendation 1999/5/EC

EMF : EN 62311:2008

Directives 2006/95/EC

Safety (LVD) : IEC 60950-1:2005 (2nd Edition);Am 1:2009
EN 60950-1:2006+A11:2009+A1:2010+A12:2011

Edimax Technology Co., Ltd.
No. 3, Wu Chuan 3rd Road,
Wu-Ku Industrial Park,
New Taipei City, Taiwan



Date of Signature: March, 2014

Signature: _____

A handwritten signature in black ink, appearing to read 'Albert Chang', written over a horizontal line.

Printed Name: Albert Chang

Title: Director

Edimax Technology Co., Ltd.

Notice According to GNU General Public License Version 2

This product includes software that is subject to the GNU General Public License version 2. The program is free software and distributed without any warranty of the author. We offer, valid for at least three years, to give you, for a charge no more than the costs of physically performing source distribution, a complete machine-readable copy of the corresponding source code.

Das Produkt beinhaltet Software, die den Bedingungen der GNU/GPL-Version 2 unterliegt. Das Programm ist eine sog. „Free Software“, der Autor stellt das Programm ohne irgendeine Gewährleistungen zur Verfügung. Wir bieten Ihnen für einen Zeitraum von drei Jahren an, eine vollständige maschinenlesbare Kopie des Quelltextes der Programme zur Verfügung zu stellen – zu nicht höheren Kosten als denen, die durch den physikalischen Kopiervorgang anfallen.

GNU GENERAL PUBLIC LICENSE

Version 2, June 1991

Copyright (C) 1989, 1991 Free Software Foundation, Inc. 51 Franklin Street, Fifth Floor, Boston, MA 02110-1301, USA
Everyone is permitted to copy and distribute verbatim copies of this license document, but changing it is not allowed.

Preamble

The licenses for most software are designed to take away your freedom to share and change it. By contrast, the GNU General Public License is intended to guarantee your freedom to share and change free software--to make sure the software is free for all its users. This General Public License applies to most of the Free Software Foundation's software and to any other program whose authors commit to using it. (Some other Free Software Foundation software is covered by the GNU Lesser General Public License instead.) You can apply it to your programs, too.

When we speak of free software, we are referring to freedom, not price. Our General Public Licenses are designed to make sure that you have the freedom to distribute copies of free software (and charge for this service if you wish), that you receive source code or can get it if you want it, that you can change the software or use pieces of it in new free programs; and that you know you can do these things.

To protect your rights, we need to make restrictions that forbid anyone to deny you these rights or to ask you to surrender the rights. These restrictions translate to certain responsibilities for you if you distribute copies of the software, or if you modify it.

For example, if you distribute copies of such a program, whether gratis or for a fee, you must give the recipients all the rights that you have. You must make sure that they, too, receive or can get the source code. And you must show them these terms so they know their rights.

We protect your rights with two steps: (1) copyright the software, and (2) offer you this license which gives you legal permission to copy, distribute and/or modify the software.

Also, for each author's protection and ours, we want to make certain that everyone understands that there is no warranty for this free software. If the software is modified by someone else and passed on, we want its recipients to know that what they have is not the original, so that any problems introduced by others will not reflect on the original authors' reputations.

Finally, any free program is threatened constantly by software patents. We wish to avoid the danger that redistributors of a free program will individually obtain patent licenses, in effect making the program proprietary. To prevent this, we have made it clear that any patent must be licensed for everyone's free use or not licensed at all.

The precise terms and conditions for copying, distribution and modification follow.

TERMS AND CONDITIONS FOR COPYING, DISTRIBUTION AND MODIFICATION

0. This License applies to any program or other work which contains a notice placed by the copyright holder saying it may be distributed under the terms of this General Public License. The "Program", below, refers to any such program or work, and a "work based on the Program" means either the Program or any derivative work under copyright law: that is to say, a work containing the Program or a portion of it, either verbatim or with modifications and/or translated into another language. (Hereinafter, translation is included without limitation in the term "modification".) Each licensee is addressed as "you".

Activities other than copying, distribution and modification are not covered by this License; they are outside its scope. The act of running the Program is not restricted, and the output from the Program is covered only if its contents constitute a work based on the Program (independent of having been made by running the Program). Whether that is true depends on what the Program does.

1. You may copy and distribute verbatim copies of the Program's source code as you receive it, in any medium, provided that you conspicuously and appropriately publish on each copy an appropriate copyright notice and disclaimer of warranty; keep

intact all the notices that refer to this License and to the absence of any warranty; and give any other recipients of the Program a copy of this License along with the Program.

You may charge a fee for the physical act of transferring a copy, and you may at your option offer warranty protection in exchange for a fee.

2. You may modify your copy or copies of the Program or any portion of it, thus forming a work based on the Program, and copy and distribute such modifications or work under the terms of Section 1 above, provided that you also meet all of these conditions:

- a) You must cause the modified files to carry prominent notices stating that you changed the files and the date of any change.
- b) You must cause any work that you distribute or publish, that in whole or in part contains or is derived from the Program or any part thereof, to be licensed as a whole at no charge to all third parties under the terms of this License.
- c) If the modified program normally reads commands interactively when run, you must cause it, when started running for such interactive use in the most ordinary way, to print or display an announcement including an appropriate copyright notice and a notice that there is no warranty (or else, saying that you provide a warranty) and that users may redistribute the program under these conditions, and telling the user how to view a copy of this License. (Exception: if the Program itself is interactive but does not normally print such an announcement, your work based on the Program is not required to print an announcement.)

These requirements apply to the modified work as a whole. If identifiable sections of that work are not derived from the Program, and can be reasonably considered independent and separate works in themselves, then this License, and its terms, do not apply to those sections when you distribute them as separate works. But when you distribute the same sections as part of a whole which is a work based on the Program, the distribution of the whole must be on the terms of this License, whose permissions for other licensees extend to the entire whole, and thus to each and every part regardless of who wrote it.

Thus, it is not the intent of this section to claim rights or contest your rights to work written entirely by you; rather, the intent is to exercise the right to control the distribution of derivative or collective works based on the Program.

In addition, mere aggregation of another work not based on the Program with the Program (or with a work based on the Program) on a volume of a storage or distribution medium does not bring the other work under the scope of this License.

3. You may copy and distribute the Program (or a work based on it, under Section 2) in object code or executable form under the terms of Sections 1 and 2 above provided that you also do one of the following:

- a) Accompany it with the complete corresponding machine-readable source code, which must be distributed under the terms of Sections 1 and 2 above on a medium customarily used for software interchange; or,
- b) Accompany it with a written offer, valid for at least three years, to give any third party, for a charge no more than your cost of physically performing source distribution, a complete machine-readable copy of the corresponding source code, to be distributed under the terms of Sections 1 and 2 above on a medium customarily used for software interchange; or,
- c) Accompany it with the information you received as to the offer to distribute corresponding source code. (This alternative is allowed only for noncommercial distribution and only if you received the program in object code or executable form with such an offer, in accord with Subsection b above.)

The source code for a work means the preferred form of the work for making modifications to it. For an executable work, complete source code means all the source code for all modules it contains, plus any associated interface definition files, plus the scripts used to control compilation and installation of the executable. However, as a special exception, the source code distributed need not include anything that is normally distributed (in either source or binary form) with the major components (compiler, kernel, and so on) of the operating system on which the executable runs, unless that component itself accompanies the executable.

If distribution of executable or object code is made by offering access to copy from a designated place, then offering equivalent access to copy the source code from the same place counts as distribution of the source code, even though third parties are not compelled to copy the source along with the object code.

4. You may not copy, modify, sublicense, or distribute the Program except as expressly provided under this License. Any attempt otherwise to copy, modify, sublicense or distribute the Program is void, and will automatically terminate your rights under this License. However, parties who have received copies, or rights, from you under this License will not have their licenses terminated so long as such parties remain in full compliance.

5. You are not required to accept this License, since you have not signed it. However, nothing else grants you permission to modify or distribute the Program or its derivative works. These actions are prohibited by law if you do not accept this License. Therefore, by modifying or distributing the Program (or any work based on the Program), you indicate your acceptance of this License to do so, and all its terms and conditions for copying, distributing or modifying the Program or works based on it.

6. Each time you redistribute the Program (or any work based on the Program), the recipient automatically receives a license from the original licensor to copy, distribute or modify the Program subject to these terms and conditions. You may not impose any further restrictions on the recipients' exercise of the rights granted herein. You are not responsible for enforcing compliance by third parties to this License.

7. If, as a consequence of a court judgment or allegation of patent infringement or for any other reason (not limited to patent issues), conditions are imposed on you (whether by court order, agreement or otherwise) that contradict the conditions of this License, they do not excuse you from the conditions of this License. If you cannot distribute so as to satisfy simultaneously your obligations under this License and any other pertinent obligations, then as a consequence you may not distribute the Program at all. For example, if a patent license would not permit royalty-free redistribution of the Program by all those who receive copies directly or indirectly through you, then the only way you could satisfy both it and this License would be to refrain entirely from distribution of the Program.

If any portion of this section is held invalid or unenforceable under any particular circumstance, the balance of the section is intended to apply and the section as a whole is intended to apply in other circumstances.

It is not the purpose of this section to induce you to infringe any patents or other property right claims or to contest validity of any such claims; this section has the sole purpose of protecting the integrity of the free software distribution system, which is implemented by public license practices. Many people have made generous contributions to the wide range of software distributed through that system in reliance on consistent application of that system; it is up to the author/donor to decide if he or she is willing to distribute software through any other system and a licensee cannot impose that choice.

This section is intended to make thoroughly clear what is believed to be a consequence of the rest of this License.

8. If the distribution and/or use of the Program is restricted in certain countries either by patents or by copyrighted interfaces, the original copyright holder who places the Program under this License may add an explicit geographical distribution limitation excluding those countries, so that distribution is permitted only in or among countries not thus excluded. In such case, this License incorporates the limitation as if written in the body of this License.

9. The Free Software Foundation may publish revised and/or new versions of the General Public License from time to time. Such new versions will be similar in spirit to the present version, but may differ in detail to address new problems or concerns.

Each version is given a distinguishing version number. If the Program specifies a version number of this License which applies to it and "any later version", you have the option of following the terms and conditions either of that version or of any later version published by the Free Software Foundation. If the Program does not specify a version number of this License, you may choose any version ever published by the Free Software Foundation.

10. If you wish to incorporate parts of the Program into other free programs whose distribution conditions are different, write to the author to ask for permission. For software which is copyrighted by the Free Software Foundation, write to the Free Software Foundation; we sometimes make exceptions for this. Our decision will be guided by the two goals of preserving the free status of all derivatives of our free software and of promoting the sharing and reuse of software generally.

NO WARRANTY

11. BECAUSE THE PROGRAM IS LICENSED FREE OF CHARGE, THERE IS NO WARRANTY FOR THE PROGRAM, TO THE EXTENT PERMITTED BY APPLICABLE LAW. EXCEPT WHEN OTHERWISE STATED IN WRITING THE COPYRIGHT HOLDERS AND/OR OTHER PARTIES PROVIDE THE PROGRAM "AS IS" WITHOUT WARRANTY OF ANY KIND, EITHER EXPRESSED OR IMPLIED, INCLUDING, BUT NOT LIMITED TO, THE IMPLIED WARRANTIES OF MERCHANTABILITY AND FITNESS FOR A PARTICULAR PURPOSE. THE ENTIRE RISK AS TO THE QUALITY AND PERFORMANCE OF THE PROGRAM IS WITH YOU. SHOULD THE PROGRAM PROVE DEFECTIVE, YOU ASSUME THE COST OF ALL NECESSARY SERVICING, REPAIR OR CORRECTION.

12. IN NO EVENT UNLESS REQUIRED BY APPLICABLE LAW OR AGREED TO IN WRITING WILL ANY COPYRIGHT HOLDER, OR ANY OTHER PARTY WHO MAY MODIFY AND/OR REDISTRIBUTE THE PROGRAM AS PERMITTED ABOVE, BE LIABLE TO YOU FOR DAMAGES, INCLUDING ANY GENERAL, SPECIAL, INCIDENTAL OR CONSEQUENTIAL DAMAGES ARISING OUT OF THE USE OR INABILITY TO USE THE PROGRAM (INCLUDING BUT NOT LIMITED TO LOSS OF DATA OR DATA BEING RENDERED INACCURATE OR LOSSES SUSTAINED BY YOU OR THIRD PARTIES OR A FAILURE OF THE PROGRAM TO OPERATE WITH ANY OTHER PROGRAMS), EVEN IF SUCH HOLDER OR OTHER PARTY HAS BEEN ADVISED OF THE POSSIBILITY OF SUCH DAMAGES.



ΣDIMAX
NETWORKING PEOPLE TOGETHER